



2-Way Slim Contact Detector / 2-Way Slim Shock Detector / 2-Way Slim Shock & Contact Detector

Models:

RWX78M / RWX78MBL / RWX78S /
RWX78SBL / RWX78SM / RWX78SMBL /
RWX78MBR / RWX78SMBR

Installation Instructions

For more information about RISCO Group's branches,
distributors and full product line, please visit riscogroup.com

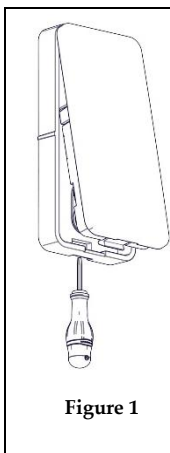


Figure 1

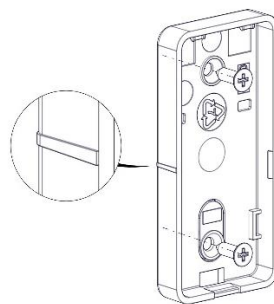


Figure 2



Figure 3

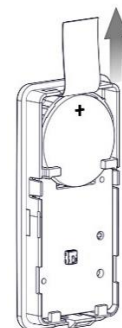


Figure 4

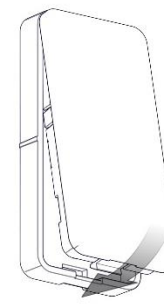


Figure 5a

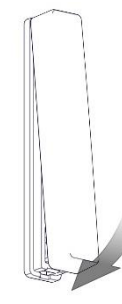


Figure 5b

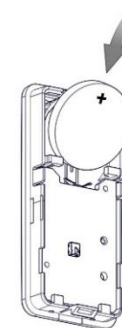


Figure 6

1. Description

The RWX78M / RWX78MBL / RWX78MBR is a 2-way supervised transmitter that combines Magnetic/Door Contact (against opening doors and windows).

The RWX78S / RWX78SBL is a 2-way supervised shock detector that employs an accelerometer for shock detection.

The RWX78SM / RWX78SMBL / RWX78SMBR combines both a Shock detector and a Magnetic Contact detector in a single casing for internal use that provides reliable 24-hour perimeter protection

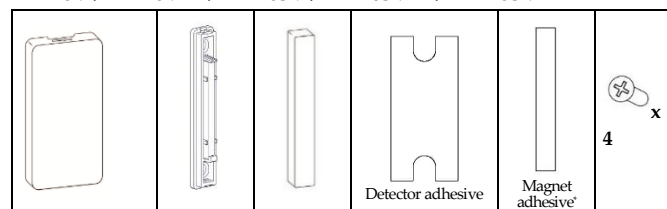
The RWX78M / RWX78MBL / RWX78MBR / RWX78S / RWX78SBL / RWX78SM / RWX78SMBL / RWX78SMBR operates with LightSYS Plus / LightSYS Air Systems.

Features include

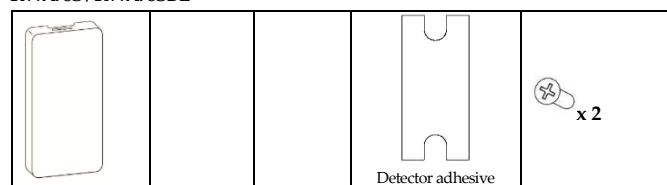
- Communication: 2-way wireless protocol
- Range: up to 300 m (1,000 ft.) range line of sight
- Tamper protection
- CR2450 Battery
- Universal or Shutter inputs (optional) by using RWX78BRW000A/RWX78BRB000A

What's in the box

RWX78M / RWX78MBL / RWX78SM / RWX78SMBL / RWX78SMBR



RWX78S / RWX78SBL



2. Installation

Step 1: Selecting the Mounting Location

Select a location best suited for communication quality.
RISCO recommends you place the unit at the highest possible position.

Step 2: Mounting the Detector

1. Open the detector plastic cover from the bracket (see Figure 1).
2. Secure the detector bracket using the two supplied screws bracket (see Figure 2).

Notes:

1. *Alternatively, you can use the double-sided adhesive (if supplied with your model) that does not require opening the detector.
The white side of the adhesive should be used for mounting the detector on a hard surface, such as, wood. The gray side of the adhesive should be used when mounting the detector on a softer surface.*
2. *The magnet must be mounted alongside the mark on the detector's plastic case (Figure 2).*

Note: The double-sided adhesive is not approved for use in EN50131 installations.

Step 3: Registering the Detector into the System

The detector must identify itself to the system receiver in a device allocation (enrollment) process, which is performed either by entering the detector's 11-digit serial number or by the following RF sequence registering:

1. Set the receiver to Learn mode.
2. Remove the battery divider (see Figure 4).
3. Reattach the detector to the bracket (see Figure 5a).
4. Wait at least 3 seconds to send a WRITE message.

Successful learning will be indicated by a confirmation message that indicates the detector allocation in the system.

Notes:

- a. *In case of performing device allocation (enrollment) by entering the detector's 11-digit serial number, make sure to use the serial number of the Main Unit (by scanning the QR sticker on the package via the HandyApp application).*
- b. *In case of Magnetic Contact and Shock Detector (RWX78SM), it is required to perform registration only once (the panel will automatically add an additional zone).*

Step 4: Mounting the Magnet

1. Secure the bracket using the two supplied screws (see Figure 3).
Note: Alternatively, you can use the double-sided adhesive.
2. Attach the cover to the magnet bracket (see Figure 5b).

3. Battery Replacement

1. Open the detector plastic cover from the bracket (See Figure 1).
2. Use a screwdriver to remove the old battery.
3. Insert a new battery (See Figure 6).

Observing battery polarity, insert a CR2450 battery (supplied) into the battery compartment.
Risk of explosion if battery is replaced by an incorrect type. Dispose of used batteries according to local regulation.

4. Reattach the detector to bracket (see Figure 5a).

4. Detector Configuration

Being bi-directional, the detectors parameters can be modified from the keypad or from the system configuration software according to your needs.

Magnetic Contact Detector (RWX78M / RWX78MBL / RWX78MBR)

LED	On/Off
Supervision (Control)	Y/N
Supervision (Time)	1-255
Hold	On/Off

Shock Detector (RWX78S / RWX78SBL)

LED	On/Off
Supervision (Control)	Y/N
Supervision (Time)	1-255
Sensitivity	1-10

Magnetic Contact and Shock Detector (RWX78SM / RWX78SMBL / RWX78SMBR)

Magnet	
LED	On/Off
Supervision (Control)	Y/N

Supervision (Time)	1-255
Hold	On/Off
Shock	
LED	On/Off
Supervision (Control)	Y/N
Supervision (Time)	1-255
Sensitivity	1-10

Hold is used to determine the detector **HOLD** status.

ON: There will be 2.5 minutes dead time between the alarm detection transmissions. (Restore messages will be sent immediately.)

Note: Only one alarm message is transmitted in any 2.5 minute period.

OFF: No dead time between alarm detection transmissions (the unit transmits after each detection).

5. LED Indication

After each detection, the LED turns ON momentarily. On Low Battery condition – the LED will blink during each transmission.

LED	State	Description
Red	Flashing (1 time)	Magnet open
	Fast Flashing (3 times)	Under-sensitive shock
Yellow	Flashing (1 time)	Tamper alarm
	Slow Flashing (2 times)	Low battery
	Fast Flashing (3 times)	Over-sensitive shock
Green	Flashing (1 time)	Magnet closed
	Slow Flashing (2 times)	Successful learning
	Fast Flashing (3 times)	Shock alarm

6. Technical Specifications

Parameter	Description
Electrical	
Standby Current Consumption	RWX78M / RWX78MBL / RWX78MBR: 7uA RWX78S / RWX78SBL / RWX78SM / RWX78SMBL / RWX78SMBR: 15uA
Supervision Time	1-255 min.
Battery Type	CR2450 Lithium Battery
Low Voltage Threshold	2.2V
Battery Life	3 years typical
RF transmitting frequencies	433.92 MHz, 868.65 MHz
Output Power	10mW Max
Physical	
Enclosure Dimensions:	Detector: 65.5x30.5x10.5 mm Magnet:65.5x10x10.5 mm
Weight	30 gr.
Color	White
Environmental	
Operating Temperature	-10°C to 55°C (14°F to 131°F)
Relative humidity	Approximately 75% noncondensing
Certification	EN50131-2-6,EN50131-1,EN50131-5-3 Grade 2 ENV Class II, EN50131-6:Type C, PD6662:2017
Certification Body	Applica Test & Certification

7. Ordering Information

RWX780M4W00A	2-way X78 Slim Magnetic Contact 433MHz,WHITE
RWX780M8W00A	2-way X78 Slim Magnetic Contact 868MHz,WHITE
RWX780M4B00A	2-way X78 Slim Magnetic Contact 433MHz,BLACK
RWX780M8B00A	2-way X78 Slim Magnetic Contact 868MHz, BLACK
RWX780M8BR0A	2-way X78 Slim Magnetic Contact 868MHz,BROWN
RWX78SM8BR0A	2-way X78 Slim Shock&Contact 868MHz,BROWN
RWX78SM4W00A	2-way X78 Slim Shock&Contact 433MHz,WHITE
RWX78SM8W00A	2-way X78 Slim Shock&Contact 868MHz,WHITE
RWX78SM4B00A	2-way X78 Slim Shock&Contact 433MHz,BLACK
RWX78SM8B00A	2-way X78 Slim Shock&Contact 868MHz,BLACK
RWX78S04W00A	2-way X78 Slim Shock Detector 433MHz,WHITE
RWX78S08W00A	2-way X78 Slim Shock Detector 868MHz,WHITE
RWX78S04B00A	2-way X78 Slim Shock Detector 433MHz,BLACK
RWX78S08B00A	2-way X78 Slim Shock Detector 868MHz,BLACK
RWX78BRW000A	X78 External/Shutter TB Bracket,WHITE
RWX78BRB000A	X78 External/Shutter TB Bracket,BLACK



⚠ WARNING

THIS PRODUCT CONTAINS A BUTTON BATTERY

If swallowed, a lithium button battery can cause severe or fatal injuries within 2 hours.

Keep batteries out of reach of children.

If you think batteries may have been swallowed or placed inside any part of the body, seek immediate medical attention.

Removal and Approach Distance Table

	Configuration	Axis	Removal distance [mm]	Approach distance [mm]
	Wood	X	19	11
		Y	12	8
		Z	28	24
	Iron	X	18	14
		Y	12	8
		Z	29	25

UKCA and RED Compliance Statement:

Hereby, RISCO Group declares that this equipment is in compliance with the essential requirements of the UKCA Radio Equipment Regulations 2017 and CE Directive 2014/53/EU. For the UKCA and CE Declaration of Conformity please refer to our website: www.riscogroup.com.

Standard Limited Product Warranty (“Limited Warranty”)

RISCO Ltd. (“RISCO”) guarantee RISCO’s hardware products (“Products”) to be free from defects in materials and workmanship when used and stored under normal conditions and in accordance with the instructions for use supplied by RISCO, for a period of (i) 24 months from the date of delivery of the Product (the “Warranty Period”). This Limited Warranty covers the Product only within the country where the Product was originally purchased and only covers Products purchased as new.

Contact with customers only. This Limited Warranty is solely for the benefit of customers who purchased the Products directly from RISCO or from an authorized distributor of RISCO. RISCO does not warrant the Product to consumers and nothing in this Warranty obligates RISCO to accept Product returns directly from end users who purchased the Products for their own use from RISCO’s customer or from any installer of RISCO, or otherwise provide warranty or other services to any such end user directly. RISCO’s authorized distributor or installer shall handle all interactions with its end users in connection with this Limited Warranty. RISCO’s authorized distributor or installer shall make no warranties, representations, guarantees or statements to its end users or other third parties that suggest that RISCO has any warranty or service obligation to, or any contractual privity with, any recipient of a Product.

Remedies. In the event that a material defect in a Product is discovered and reported to RISCO during the Warranty Period, RISCO shall accept return of the defective Product in accordance with the below RMA procedure and, at its option, either (i) repair or have repaired the defective Product, or (ii) provide a replacement product to the customer.

Return Material Authorization. In the event that you need to return your Product for repair or replacement, RISCO will provide you with a Return Merchandise Authorization Number (RMA#) as well as return instructions. Do not return your Product without prior approval from RISCO. Any Product returned without a valid, unique RMA# will be refused and returned to the sender at the sender’s expense. The returned Product must be accompanied with a detailed description of the defect discovered (“Defect Description”) and must otherwise follow RISCO’s then-current RMA procedure published in RISCO’s website at www.riscogroup.com in connection with any such return. If RISCO determines in its reasonable discretion that any Product returned by customer conforms to the applicable warranty (“Non-Defective Product”), RISCO will notify the customer of such determination and will return the applicable Product to customer at customer’s expense. In addition, RISCO may propose and assess customer a charge for testing and examination of Non-Defective Product.

Entire Liability. The repair or replacement of Products in accordance with this Limited Warranty shall be RISCO’s entire liability and customer’s sole and exclusive remedy in case a material defect in a Product is discovered and reported as required herein. RISCO’s obligation and this Limited Warranty are contingent upon the full payment by customer for such Product and upon a proven weekly testing and examination of the Product functionality.

Limitations. This Limited Warranty is the only warranty made by RISCO with respect to the Products. The warranty is not transferable to any third party. To the maximum extent permitted by applicable law, this Limited Warranty shall not apply and will be void if: (i) the conditions set forth above are not met (including, but not limited to, full payment by customer for the Product and a proven weekly testing and examination of the Product functionality); (ii) if the Products or any part or component thereof: (a) have been subjected to improper operation or installation; (b) have been subject to neglect, abuse, willful damage, abnormal working conditions, failure to follow RISCO’s instructions (whether oral or in writing); (c) have been misused, altered, modified or repaired without RISCO’s written approval or combined with, or installed on products, or equipment of the customer or of any third party; (d) have been damaged by any factor beyond RISCO’s reasonable control such as, but not limited to, power failure, electric power surges, or unsuitable third party components and the interaction of software therewith or (e) any failure or delay in the performance of the Product attributable to any means of communication provided by any third party service provider, including, but not limited to, GSM interruptions, lack of or internet outage and/or telephony failure. BATTERIES ARE EXPLICITLY EXCLUDED FROM THE WARRANTY AND RISCO SHALL NOT BE HELD RESPONSIBLE OR LIABLE IN RELATION THERETO, AND THE ONLY WARRANTY APPLICABLE THERETO, IF ANY, IS THE BATTERY MANUFACTURER’S WARRANTY. RISCO does not install or integrate the Product in the end user’s security system and is therefore not responsible for and cannot guarantee the performance of the end user’s security system which uses the Product or which the Product is a component of.

This Limited Warranty applies only to Products manufactured by or for RISCO. Further, this Limited Warranty does not apply to any software (including operating system) added to or provided with the Products or any third-party software, even if packaged or sold with the RISCO Product. Manufacturers, suppliers, or third parties other than RISCO may provide their own warranties, but RISCO, to the extent permitted by law and except as otherwise specifically set forth herein, provides its Products “AS IS”. Software and applications distributed or made available by RISCO in conjunction with the Product (with or without the RISCO brand), including, but not limited to system software, as well as P2P services or any other service made available by RISCO in relation to the Product, are not covered under this Limited Warranty. Refer to the Terms of Service at: www.riscogroup.com/warranty for details of your rights and obligations with respect to the use of such applications, software or any service. RISCO does not represent that the Product may not be compromised or circumvented; that the Product will prevent any personal injury or property loss by burglary, robbery, fire or otherwise, or that the Product will in all cases provide adequate warning or protection. A properly installed and maintained alarm may only reduce the risk of a burglary, robbery or fire without warning, but it is not insurance or a guarantee that such will not occur or will not cause or lead to personal injury or property loss. CONSEQUENTLY, RISCO SHALL HAVE NO LIABILITY FOR ANY PERSONAL INJURY, PROPERTY DAMAGE OR OTHER LOSS BASED ON ANY CLAIM AT ALL INCLUDING A CLAIM THAT THE PRODUCT FAILED TO GIVE WARNING.

EXCEPT FOR THE WARRANTIES SET FORTH HEREIN, RISCO AND ITS LICENSORS HEREBY DISCLAIM ALL EXPRESS, IMPLIED OR STATUTORY, REPRESENTATIONS, WARRANTIES, GUARANTEES, AND CONDITIONS WITH REGARD TO THE PRODUCTS, INCLUDING BUT NOT LIMITED TO ANY REPRESENTATIONS, WARRANTIES, GUARANTEES, AND CONDITIONS OF MERCHANTABILITY, FITNESS FOR A PARTICULAR PURPOSE, TITLE AND WARRANTIES AGAINST HIDDEN OR LATENT DEFECTS, TO THE EXTENT PERMITTED BY LAW. WITHOUT LIMITING THE GENERALITY OF THE FOREGOING, RISCO AND ITS LICENSORS DO NOT REPRESENT OR WARRANT THAT: (i) THE OPERATION OR USE OF THE PRODUCT WILL BE TIMELY, SECURE, UNINTERRUPTED OR ERROR-FREE; (ii) THAT ANY FILES, CONTENT OR INFORMATION OF ANY KIND THAT MAY BE ACCESSED THROUGH THE PRODUCT SHALL REMAIN SECURED OR NON DAMAGED. CUSTOMER ACKNOWLEDGES THAT NEITHER RISCO NOR ITS LICENSORS CONTROL THE TRANSFER OF DATA OVER COMMUNICATIONS FACILITIES, INCLUDING THE INTERNET, GSM OR OTHER MEANS OF COMMUNICATIONS AND THAT RISCO’S PRODUCTS, MAY BE SUBJECT TO LIMITATIONS, DELAYS, AND OTHER PROBLEMS INHERENT IN THE USE OF SUCH MEANS OF COMMUNICATIONS. RISCO IS NOT RESPONSIBLE FOR ANY DELAYS, DELIVERY FAILURES, OR OTHER DAMAGE RESULTING FROM SUCH PROBLEMS. RISCO WARRANTS THAT ITS PRODUCTS DO NOT, TO THE BEST OF ITS KNOWLEDGE, INFRINGE UPON ANY PATENT, COPYRIGHT, TRADEMARK, TRADE SECRET OR OTHER INTELLECTUAL PROPERTY RIGHT IN ANY EVENT RISCO SHALL NOT BE LIABLE FOR ANY AMOUNTS REPRESENTING LOST REVENUES OR PROFITS, PUNITIVE DAMAGES, OR FOR ANY OTHER INDIRECT, SPECIAL, INCIDENTAL, OR CONSEQUENTIAL DAMAGES, EVEN IF THEY WERE FORESEEABLE OR RISCO HAS BEEN INFORMED OF THEIR POTENTIAL.

Contacting RISCO Group

RISCO Group is committed to customer service and product support. You can contact us through our website (www.riscogroup.com) or at the following RISCO branches:

Belgium (Benelux) Tel: +32-2522-7622 support-be@riscogroup.com	Israel Tel: +972-3-963-7777 support@riscogroup.com	United Kingdom Tel: +44-(0)-161-655-5500 support-uk@riscogroup.com	Spain Tel: +34-91-490-2133 support-es@riscogroup.com
China (Shanghi) Tel: +86-21-52-39-0066 support-cn@riscogroup.com	Italy Tel: +39-02-66590054 support-it@riscogroup.com	France Tel: +33-164-73-28-50 support-fr@riscogroup.com	

